

# ekuore

## Veterinary endoscope



Watch video


### What does it do?

The veterinary digital endoscope is a last generation camera with connection to your Smartphone that together with an endotracheal tube allows you to explore your patients at low cost and safely.

It allows you to locate and identify foreign bodies very quickly, thanks to the speed of its connection: with the veterinary digital endoscope it reaches where you could not otherwise.



## Characteristics



### Record the results

It allows you to save the tests carried out on video or through images on your smartphone or tablet.



### Smartphone connection

Visualize the interior of the patient in real time through an APP where, in addition, you can keep your endoscopies.

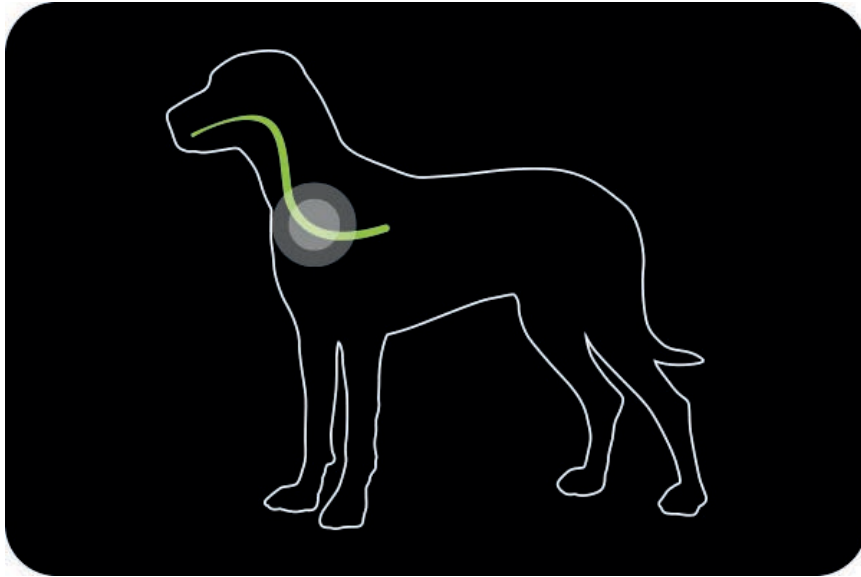


### Portable and wireless

Perform endoscopies anywhere in the clinic and even on home visits.

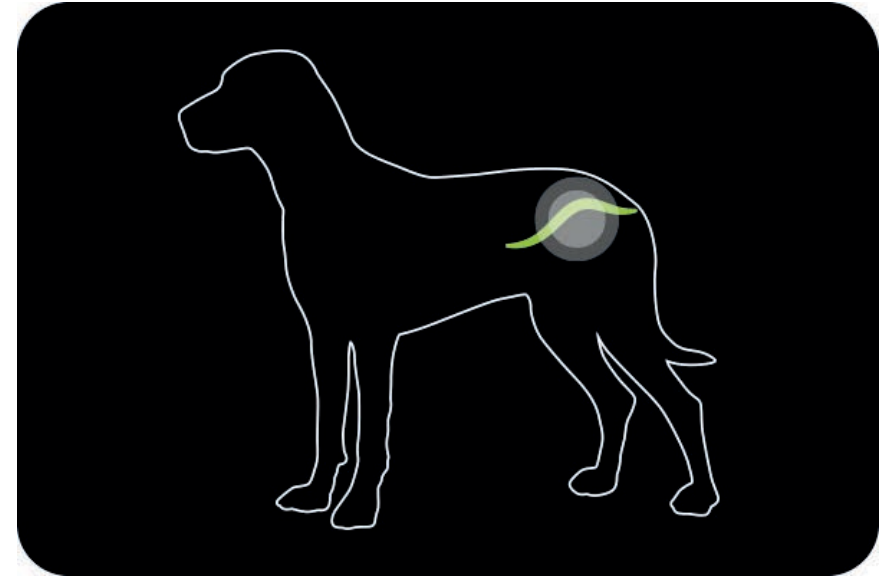
Fast and accurate veterinary digital endoscope that connects to your smartphone

Use modes



### Esophagoscopy

The eKuore veterinary digital endoscope allows esophagoscopy to be performed easily and quickly. You will be able to visualize the inside of your patient's esophagus in less than 30 seconds.



### Colonoscopy

Make colonoscopies successfully and visualize the inside of the colon (large intestine) of your patients, as well as the rectum. It can be used in both small animals (cats, dogs ...) and large animals (horses, cows ...)

## Benefits



### Early detection of foreign bodies

Use the endoscope to locate foreign bodies and helps in their removal. Get a quick diagnosis by improving the service of your clinic.

The eKuore digital veterinary endoscope will help you in your daily clinical practice and in the emergencies you receive.



#### Telemedicine

Send the endoscopy video to another specialist veterinarian via WhatsApp or email and receive an instant second opinion



#### Interact with your customers

Easily explain the patient's diagnosis with a video to your clients. In this way, they will be much more likely to accept the treatment



#### Monitor the patient's evolution

It performs more precise follow-up of the patient's evolution and compares the results obtained in different periods of time



#### Saving

Low cost device which allows its price to be profitable in a very short time

# Veterinary Endoscope

[ REF: EK3002W ]

It is the latest generation video camera with connection to your Smartphone. Together with an esophageal tube, it allows you to explore the inside of your patients.

The kit contains:

- Camera with connection to your Smartphone
- WIFI Module
- Esophageal tube
- USB C cable
- User Manual
- 2 Protective cannulas

